

 **SENNHEISER**



Stereo Headphones
PXC 250-II

Instruction manual

Contents

Important safety information	2
PXC 250-II headphones	4
Delivery includes	4
Product overview	5
Putting the PXC 250-II into operation	6
Unfolding the headphones	6
Inserting and changing the battery	7
Connecting the headphones	7
Adjusting the headband	8
Using the PXC 250-II	8
Adjusting the volume	8
Switching NoiseGard on and off	9
Transporting the PXC 250-II	10
Cleaning the PXC 250-II	11
Specifications	12
Manufacturer Declarations	13

Thank you for choosing Sennheiser!

We have designed this product to give you reliable operation over many years. Over 60 years of accumulated expertise in the design and manufacture of high-quality electro-acoustic equipment have made Sennheiser a world-leading company in this field. Please take a few moments to read these instructions carefully, as we want you to enjoy your new Sennheiser products quickly and to the fullest.

Important safety information

- Please read this instruction manual carefully and completely before using the product.
- Make this instruction manual easily accessible to all users at all times. Always include this instruction manual when passing the product on to third parties.
- Do not use the product in situations which require special attention (e.g. in traffic or when performing skilled jobs).
- Always keep the product dry and do not expose it to extreme temperatures (normal operating temperatures: 10°C/50°F to 35°C/95°F).
- Use the product with care and store it in a clean, dust-free environment.
- The headphones contain magnets that generate a magnetic field which could cause interference with cardiac pacemakers and implanted defibrillators. Keep the headphones at least 1.2" (3 cm) from cardiac pacemakers or implanted defibrillators
- Please protect your hearing from high volume levels. Sennheiser headphones also sound exceptionally good at low volumes.

Intended use










Intended use of this product includes

- having read this instruction manual, especially the chapter "Important safety information",
- using the product within the operating conditions and limitations described in this instruction manual.

"Improper use" means using the product other than as described in this instruction manual, or under operating conditions which differ from those described herein.

Safety instructions for standard batteries

If abused or misused, batteries may leak and, in extreme cases, may even present an explosion and fire hazard. Sennheiser does not accept any liability for damage arising from abuse or misuse.

	Keep away from children.
	Do not short-circuit.
	Do not heat above 70°C/158°F, e.g. do not expose to sunlight or throw into a fire.
	Do not mutilate or dismantle.
	Do not continue to use defective batteries.
	Immediately remove batteries from obviously defective products.
	Remove batteries from the product when it is not used for extended periods of time.
	Do not expose to moisture.
	Do not charge non-rechargeable batteries.

PXC 250-II headphones

The PXC 250-II are closed, dynamic, supra-aural stereo headphones with NoiseGard active noise compensation, designed for use with in-flight entertainment systems. The combination of passive and active noise reduction enables you to enjoy music even in noisy environments.

Comfortable to wear and easy to use, the sturdy, foldable headphones are also ideal for use with portable audio sources.

NoiseGard™

The NoiseGard active noise compensation system is based on the principle of cancelling out sound using “anti-sound” (phase-inverted sound). Tiny microphones pick up low-frequency ambient noise (up to 1 kHz) near the ear. The NoiseGard electronics use this noise to generate a sound wave which is the exact opposite (IE: at the same level but polarity reversed – 180° out-of-phase), the effect being that the polarity reversed signal cancels most of the outside noise.

Delivery includes

- 1 PXC 250-II headphones
- 1 transport case
- 1 in-flight adapter
(3.5 mm double mono jack plug)
- 1 AAA size alkaline battery, 1.5 V
- 1 instruction manual

Product overview

Overview of operating controls



- 1 Headband
- 2 Ear pads
- 3 Audio cable
- 4 Battery compartment
- 5 – Volume + control
- 6 NoiseGard On – Off switch with LED
- 7 Clip

LED indications

LED	Meaning	Page
lights up red	NoiseGard is switched on	9
flashes red	Battery is almost flat	9
is off	NoiseGard is switched off	9

Putting the PXC 250-II into operation

WARNING! Magnetic fields can interfere with cardiac pacemakers

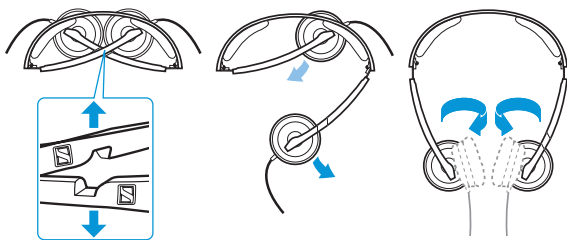


The headphones contain magnets that generate a magnetic field which could cause interference with cardiac pacemakers and implanted defibrillators.

- ▶ Keep the headphones at least 1.2" (3 cm) from cardiac pacemakers and implanted defibrillators.

Unfolding the headphones

- ▶ Separate the notched locking connection of the headband by gently pulling it apart.
- ▶ Unfold the headphones.
- ▶ Turn the ear cups outwards by 90°.

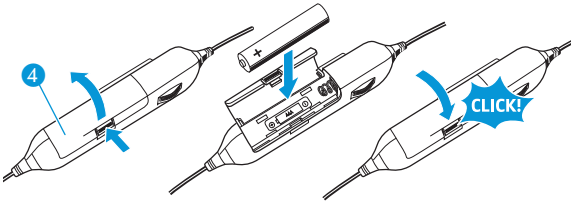


Inserting and changing the battery

i For best product performance, we recommend using a standard battery instead of a rechargeable battery.

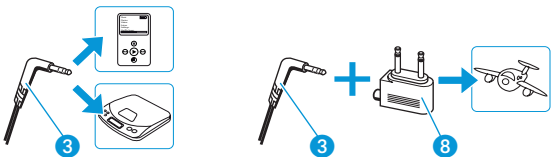
For powering the NoiseGard active noise compensation, an AAA size battery is required.

- ▶ Open the battery compartment 4.
- ▶ Remove the flat battery (where applies).
- ▶ Insert a new battery. Observe correct polarity when inserting the battery.
- ▶ Close the battery compartment 4. The cover lock into place with an audible click.



Connecting the headphones

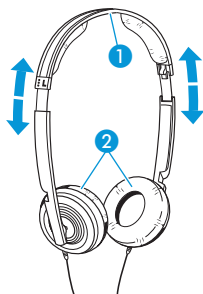
- ▶ Connect the audio cable 3 to the headphone socket of your audio source. You hear the sound from your audio source.
- ▶ Slip on the in-flight adapter 8 if you wish to use the headphones with the in-flight entertainment system of the aircraft.




Adjusting the headband

For good noise attenuation and best possible comfort, the headband has to be adjusted to properly fit your head.

- ▶ Wear the headphones so that the headband ① runs over the top of your head.
- ▶ Adjust the length of the headband so that
 - the ear pads ② rest comfortably on your ears,
 - a snug fit of the headband ① on the head is ensured.



 To ensure maximum noise attenuation, final adjustment is best made in a noisy environment.

Using the PXC 250-II

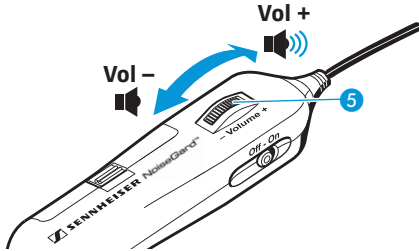
Adjusting the volume

WARNING Hearing damage due to high volumes!



Listening at high volume levels for long periods can lead to permanent hearing defects.

- ▶ Before putting the headphones on, set the volume to a low level.
 - ▶ Do not continuously expose yourself to high volumes.
-
- ▶ Use the – **VOLUME** + ⑤ control to set the volume to a comfortable level.



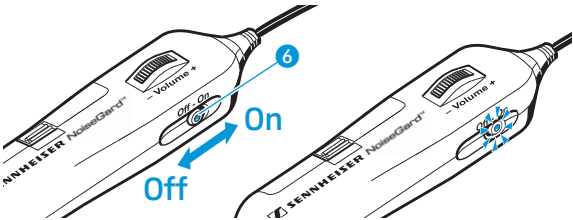
Switching NoiseGard on and off

To switch NoiseGard on:

- ▶ Move the NoiseGard On - Off 6 switch to the On position.
The LED lights up red.

To switch NoiseGard off:

- ▶ Move the NoiseGard On - Off 6 switch to the Off position.
The LED goes off.



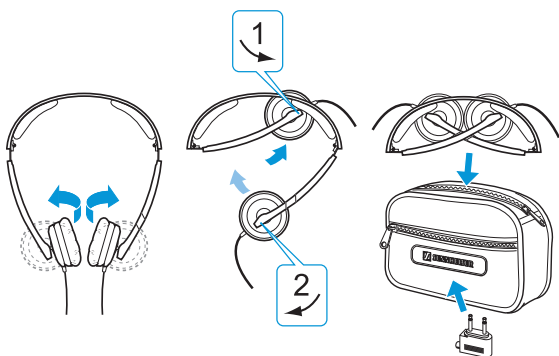
i When the battery is almost empty, the LED flashes red. NoiseGard will continue to function for approximately 2 hours.

When the battery is completely discharged, the NoiseGard active noise compensation automatically switches off. Audio will still be heard through the headphones.

Transporting the PXC 250-II

For space-saving transportation, the headphones can be folded up **flatly** and **compactly**.

- ▶ Rotate the ear cups by 90°.
- ▶ Fold up the headphones.
- ▶ Match up the notches in the headband to secure the headphones for transport.
- ▶ Place the headphones flat into the transport case.



Cleaning the PXC 250-II

CAUTION Liquids can damage the electronics of the product!

Liquids entering the housing of the product can cause a short-circuit and damage the electronics.

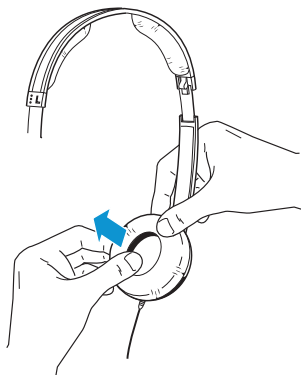
▶ Keep all liquids away from the product.

▶ Only use a soft, dry cloth to clean the product.

Replacing the ear pads

You can replace the ear pads. Replacement ear pads are available from your Sennheiser partner or at www.sennheiser.com > "Service & Support".

- ▶ Grasp the edge of the ear pads ② and peel them up and away from the ear cups.
- ▶ Slide the new ear pads ② onto the ear cups.



Specifications

Transducer principle	dynamic, closed
Ear coupling	supra-aural
Frequency response	10 – 21,000 Hz (–10 dB/1 kHz)
Nominal impedance active/passive	300 Ω /160 Ω
THD at 1 kHz	< 0.1%
Sound pressure level	112 dB SPL at 1 kHz/1 V _{rms}
Passive attenuation	–15 dB (in the range > 1,200 Hz)
NoiseGard active noise compensation	up to –15 dB (in the range < 1,000 Hz)
Audio connector	3.5 mm jack plug
In-flight adapter	3.5 mm double mono jack plug
Cable length	1.4 m
Weight w/o cable and battery	approx. 65 g
NoiseGard power supply	1 AAA size battery, 1.5 V
Operating time with battery	approx. 50 hours
Temperature range	0°C/32°F to 40°C /104°F

Manufacturer Declarations

Warranty


Sennheiser electronic GmbH & Co. gives a warranty of 24 months on this product.

For the current warranty conditions, please visit our web site at www.sennheiser.com or contact your Sennheiser partner.

In compliance with the following requirements

- RoHS Directive (2002/95/EC)
- WEEE Directive (2002/96/EC)
- Battery Directive (2006/66/EC)

CE Conformity

- 
- EMC Directive (2004/108/EC)

The declaration is available on the Internet at www.sennheiser.com. Before putting device into operation, observe the respective country-specific regulations.


Battery



The supplied battery can be recycled. Please dispose of it as special waste or return it to your specialist dealer. In order to protect the environment, only dispose of exhausted batteries.

Manufacturer Declarations

WEEE Declaration

 Your Sennheiser product was designed and manufactured using high-quality materials and components, which can be recycled and reused.





This symbol indicates that electric and electronic equipment must be disposed of separately from household waste at the end of its operational lifetime.

Please dispose of this product by taking it to your local collection point or recycling center. Please help protect our environment.

Trademarks

Sennheiser and NoiseGard™ are registered trademarks of Sennheiser electronic GmbH & Co. KG.

In compliance with:

Europe	  
Australia/ New Zealand	 N340



Sennheiser electronic GmbH & Co. KG
Am Labor 1, 30900 Wedemark, Germany
www.sennheiser.com

Publ. 04/11
542635/A02